

AP-156EN

5" Ceiling speaker with 100V line transformer



EN54-24

- Ceiling speaker with 100V line transformer for Public Address applications
- Power taps 6W - 3W - 1.5W - 0.75W
- 100V or 70V line input
- Metal dome for fireproof applications with thermal fuse and fire-resistant cable
- Complies with EN 54-24
- Ideal for hospital, offices, hotels, airports...
- Aluminium grille. Steel baffle and fire dome
- White color finish
- Quick installation by its three spring clips

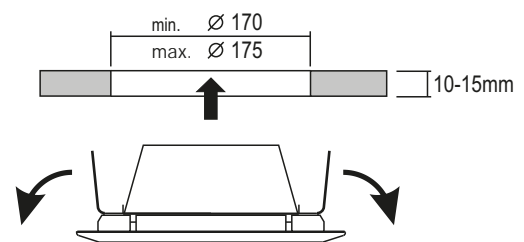


Technical characteristics

- Power taps	6W / 3W / 1,5W / 0,75W
- Speaker output	L70V / L100V
- Speaker	5"
- SPL (@1W/m)	91dB
- Frequency response	110-14,5Khz (-10dB)
- Dimensions	Ø200×105mm
- Material	Aluminium Grill / Steel fire dome
- Mounting way	Spring clips
- Cutout size	Ø170-175mm
- Weight	0,9 Kgs

Technical Reference: FCS-56CEN

FALSE CEILING INSTALLATION



DIMENSIONS IN MILLIMETERS



EQUIPOS Y SISTEMAS MEGAFONÍA/ INTERCOM • PUBLIC ADDRESS SYSTEMS

UNIÓN DESARROLLOS ELECTRÓNICOS

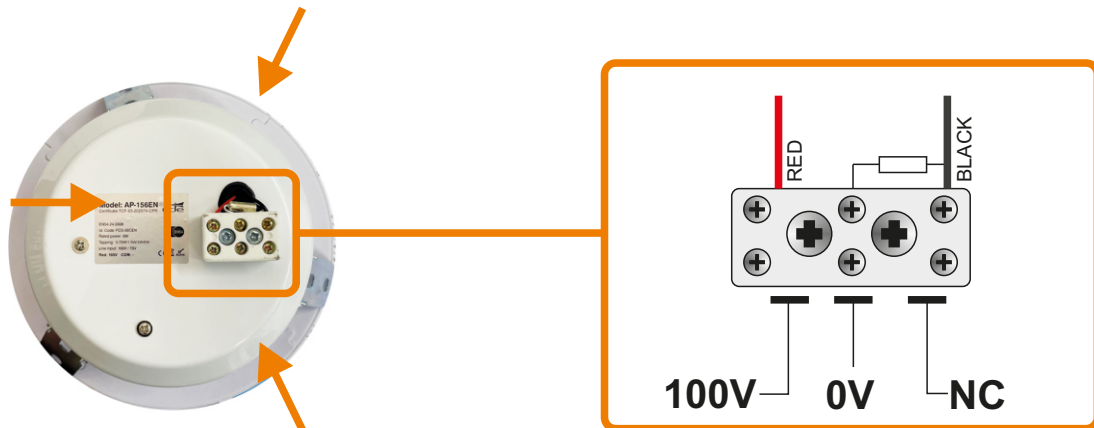
Tel.: +34 934 772 854 / +34 609 914 787 • ude@udeaudio.com • BARCELONA - SPAIN

www.udeaudio.com


rev.1 | 610.555A | 1 / 2

Impedance / power switching

1. Remove the loudspeaker fireproof dome, held in place by 3 screws located on the back of the loudspeaker.



2. Connect the cable to the faston terminal according to the output power on the line transformer. The factory default power is 6W.



3. Once you have finished changing the power of the speaker, tighten again the 3 fixing screws of the fireproof dome.